









Hydraulic breakers

HP Series

application areas

		L	M	S
 Mining and Quarry	Preliminary works			
	• Overburden removal	○	○	
	• Bench, road & ramp leveling	○	○	
	• Roof, face & rib scaling	○	○	
	Secondary demolition			
	• Boulder reduction in rock pile	○	○	
• Removing blockages at crushing systems	○	○	○	
Primary rock breaking				
• Selective rock breaking	○	○		
• Blastfree mining	○			
 Demolition & renovation	Light Demolition			
	• Demolition of masonry structures	○	○	○
	• Brickwork		○	○
	• Natural stone		○	○
	• Renovation of interiors			○
	• Autoclaved aerated concrete	○	○	○
	Demolition of non-reinforced concrete structures			
	• Primary demolition of lightweight and standard concrete	○	○	○
	• Primary demolition of heavyweight concrete	○	○	○
	• Wall Elements	○	○	○
	• Secondary demolition	○	○	○
	Composite steel & concrete structure demolition			
	• Primary demolition of lightweight and standard reinforced concrete	○	○	
	• Primary demolition of heavyweight steel - reinforced concrete	○	○	
	• Secondary Demolition floors, slabs and beams	○	○	○
	• Separating rebars from pillars and struts			
	• Fiber-reinforced concrete	○	○	○
	• Cutting rebars and steel reinforcements			
	Demolition of metallic buildings and structures			
	• Demolition of refineries			
	• Cutting of Metal and steel structures			
	• Cutting steel girders/beams			
• Cutting reinforcements				
Sorting and Loading				
• Sorting				
• Loading				
• Waste handling				
• Site clean-up				
Pavement demolition				
• Asphalt	○	○	○	
• Concrete	○	○	○	
• Composite surfaces	○	○	○	
 Earth Moving and Construction	Earth moving works			
	• Trenching	○	○	○
	• Ground excavation	○	○	○
	• Floor leveling			
	• Soil compaction			
	• Trench compaction			
	• Loading soil or bulk material			
	Foundation works			
	• Building foundation excavation	○	○	
	• Ground leveling	○	○	○
Building construction				
• Foundation pile driving		○	○	
• Compaction around pillars				

		L	M	S
 Infrastructures	Tunnelling			
	• Tunnel excavation	○	○	○
	• Roof, face & rib scaling	○	○	○
	Underwater application			
	• Dredging	○	○	○
	• Dock deepening & extension	○	○	○
	• Canal deepening & extension	○	○	○
	• Loading soil or bulk material			
	• Handling rock or breakwaters			
	Trenching			
• Oil & gas, water & sewage (deep trenching)	○	○	○	
• Trenching		○	○	
• Trench soil compaction		○	○	
Road construction				
• Pile driving and guard rail driving		○	○	
• Asphalt repair				
• Maintenance work (driveways, sidewalks and parking lots)				
• Block paving				
 Metallurgical industry	Slag recycling			
	• Boulder reduction in slag heaps	○	○	
	• Removing blockages at crushing systems	○	○	○
	Cleaning & debricking			
• Ladles	○	○	○	
• Converter mouths	○	○	○	
• Kilns	○	○	○	
 Agriculture and forestry	Gardening & Landscaping			
	• Fencing	○	○	○
	• Ground excavation	○	○	○
	• Rock breaking	○	○	○
	• Pit planting	○	○	○
	• Log splitting	○	○	○
Forestry				
• Timber log handling				

L | large breakers

M | midi breakers

S | small breakers

hydraulic breakers

Indeco HP

Indeco HP hydraulic breakers are an outstanding expression of Italian high-tech and construction quality applied to demolition. In-depth research into hydraulic systems, materials, heat treatment and accessories have enabled Indeco to establish a reputation on markets throughout the world for product excellence.

With its many different models, divided into large, medium and small and available in various versions, Indeco has the widest range of breakers available anywhere in the world. This provides end-users with a huge choice, ensuring that they can find the ideal breaker/excavator match.

mini breakers

Despite their compact size, Indeco's range of small breakers are exceptionally reliable, quiet and efficient, and best suited for such jobs as excavations work, highway maintenance, demolitions and recycling in city areas and building refurbishment. Their versatility makes them extremely efficient in specialist jobs such as maintenance in iron foundries.

midi breakers

Their excellent weight/power ratio and their slimline structure make the mid-range Indeco breakers the ideal choice for classical applications, such as demolishing buildings, earthworks in inhabited areas and secondary demolitions in quarries, as well as for more specific tasks. In fact, mid-range breakers are used for underwater work (using a special kit) as well as for digging narrow deep trenches and removing casting slag from blast furnaces.

maxi breakers

Combining maximum power with the effectiveness of intelligent technology, Indeco's larger breakers are unbeatable when it comes to completing the toughest jobs in the shortest possible time-frame – whether it's the biggest demolition jobs, primary breaking in quarries, digging foundations, or excavating huge rail and road tunnels.



features of Indeco breakers

All Indeco breakers have a special intelligent hydraulic system **[1]**, enabling them to automatically vary the energy and frequency of the blows according to the hardness of the material being demolished.

This optimises the hydraulic pressure delivered by the machine, thus improving productivity and enhancing the overall performance.

Exclusive features such as the synchronised internal distributor **[2]** aligned with the piston, the oil cushions **[3]** for vibration dampening and the short hydraulic flow pattern **[4]** make it possible to completely do away with seals, a decisive factor in extending the working life of the breaker and significantly reducing downtimes.

The use of special low-alloy steels, exclusively manufactured according to Indeco's own formula greatly lengthen the average working life of the major breaker components.

The housing **[5]** is made out of extra-strength HARDOX® steel wear plates, which eliminate buckling.

The piston **[6]** is divided into two parts, for greater impact energy and lower operating costs.

The centralised greasing system **[7]** enables the sliding parts to remain lubricated even when the breaker is operating horizontally, thus considerably reducing wear and tear on components and extending product lifetime.

The “quick change” interchangeable bushing **[8]** is available in various materials for different jobs; it is inserted into the lower tool bushing where the tool moves, and reduces maintenance times and costs, by cutting out the long machine downtimes needed to replace the traditional fixed bushing.

All carriers which mount Indeco breakers benefit from the Indeco dual shock-absorption system **[9]**: an internal hydraulic one and a mechanical one, located outside the body, which substantially reduce the vibrations transmitted to the excavator. The excavator boom is also subject to lower stress levels, as Indeco breakers are considerably lighter under

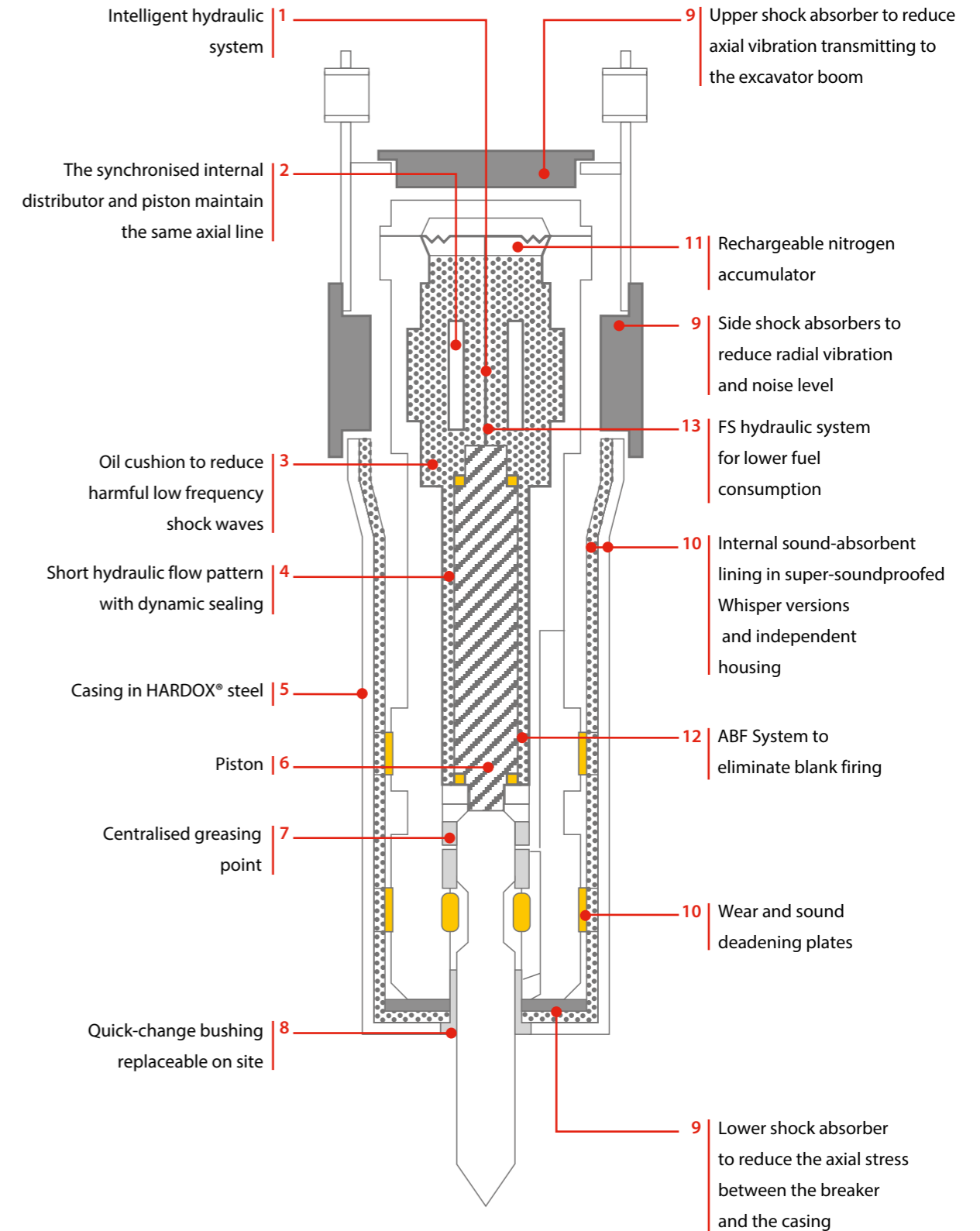
working conditions than rival makes in the same class. Alongside the standard versions there is also a super-soundproofed Whisper version, whose body is lined internally with sound-absorbent material **[10]** and an “anti-rumble” paint, which – combined with a few modifications to the bushing – enable noise emission levels to be considerably reduced. By lowering pressure peaks, the rechargeable hydraulic/nitrogen accumulator **[11]** also reduces stress in the excavator hydraulic circuit, keeps the gas charge and energy per blow constant, and reduces maintenance and operating costs.



The ABF (Anti Blank Firing) system **[12]**, installed as standard on all of the midi- and maxi-range Indeco breakers, cuts out blank fire by eliminating any down pressure from the breaker whenever the tool is not resting firmly on the surface to be demolished. This increases the service life of all components subject to wear and tear, as well as reducing stress to the breaker body and excavator arm.



As well as being efficient and reliable, Indeco hydraulic breakers are now proving to be even more environmentally-friendly and low on fuel consumption. With a now even more efficient hydraulic system **[13]**, the HP series has now also become FS (Fuel Saving). Compared to other manufacturers' models of equivalent weight and performance, Indeco breakers require less oil per minute and lower operating pressure. And as using lower hydraulic power means reducing the number of revolutions per minute on the carrier, they lead to fuel savings of up to 20%, while ensuring optimum performance and maximum productivity. This becomes even more evident when comparing the Indeco breaker with gas or gas/oil powered products of similar size manufactured by competitors.



small breaker range HP series

These excellent jobsite companions are the most numerous class of models in the Indeco range.



HP 350

HP 500



HP 150

HP 200



HP 600

HP 700

HP 900

Technical Data	HP 150 FS / HP 150 FS Heavy Duty	HP 200 FS
Type of carrier	1 2	1 2
Excavator weight (possible)	0,7 ÷ 3 tons	1,4 ÷ 5 tons
Weight of breaker when operated	80 / 98 Kg (Heavy Duty)	P.B. 130 Kg / W.T.P. 160 Kg*
Steel diameter	45 mm	48 mm
Pressure adjusted to the excavator	160 bars	160 bars
Back pressure max	11 bars	11 bars
Energy class per blow	200 joule	240 joule
Number of blows per minute	540 ÷ 2040 n/min	700 ÷ 1800 n/min

HP 350 FS	HP 500 FS	HP 600 FS	HP 700 FS	HP 900 FS
1 2 3	1 2 3	1 2 3	1 3	1 3
1,7 ÷ 6,5 tons	3 ÷ 8 tons	3,5 ÷ 10,5 tons	4 ÷ 12 tons	5 ÷ 14 tons
P.B. 210 Kg / W.T.P. 230 Kg*	P.B. 300 Kg / W.T.P. 320 Kg*	P.B. 340 Kg / W.T.P. 390 Kg*	440 Kg	550 Kg
56 mm	65 mm	75 mm	80 mm	90 mm
160 bars	160 bars	170 bars	170 bars	170 bars
12 bars	12 bars	11 bars	12 bars	11 bars
450 joule	610 joule	720 joule	830 joule	1060 joule
540 ÷ 1540 n/min	780 ÷ 1620 n/min	600 ÷ 1340 n/min	620 ÷ 1500 n/min	570 ÷ 1180 n/min

Carrier key



*P.B. pins and bushings version - W.T.P. soundproofed top plate Whisper version


For data on the pressure adjusted to the breaker and on oil flow, please consult the "Parameters for selecting and adjusting the breaker" page.

N.B. All illustrations and numerical data in this catalog are purely indicative and subject to change at our discretion and without notice. We therefore reserve the right to modify them with a view to improving and continuously developing our product.

medi breaker range

HP series

A perfect blend of power and agility characterises the mid range Indeco breakers, tireless partners even on the toughest of jobs.



Technical Data	HP 1200 FS	HP 1500 FS	HP 1800 FS
Type of carrier	1 3 4	4 5	4 5
Excavator weight (possible)	6,5 ÷ 16 tons	10 ÷ 20 tons	12 ÷ 22 tons
Weight of breaker when operated	650 Kg	850 Kg	1000 Kg
Steel diameter	90 mm	110 mm	115 mm
Pressure adjusted to the excavator	170 bars	180 bars	180 bars
Back pressure max	8,5 bars	10 bars	8 bars
Energy class per blow	1490 joule	1720 joule	2000 joule
Number of blows per minute	450 ÷ 980 n/min	420 ÷ 1000 n/min	440 ÷ 1060 n/min

Carrier key



HP 2000 FS	HP 2500 FS	HP 2750 FS	HP 3000 FS
4 5	4 5	5	5
15 ÷ 25 tons	16 ÷ 28 tons	16 ÷ 30 tons	19 ÷ 32 tons
1200 Kg	1500 Kg	1690 Kg	1900 Kg
120 mm	130 mm	135 mm	140 mm
180 bars	180 bars	190 bars	200 bars
8 bars	7 bars	7 bars	8 bars
2440 joule	3320 joule	3650 joule	4370 joule
460 ÷ 940 n/min	400 ÷ 870 n/min	400 ÷ 870 n/min	360 ÷ 870 n/min

For data on the pressure adjusted to the breaker and on oil flow, please consult the "Parameters for selecting and adjusting the breaker" page.

N.B. All illustrations and numerical data in this catalog are purely indicative and subject to change at our discretion and without notice. We therefore reserve the right to modify them with a view to improving and continuously developing our product.

large breaker range

HP series

This is the most prestigious class, containing the top range of Indeco breakers. They are top breakers not only in terms of size, but also in their outstanding performance.



Technical Data	HP 3500 FS	HP 4000 FS	HP 5000 FS	HP 7000 FS
Type of carrier	5	5	5	5
Excavator weight (possible)	21 ÷ 38 tons	23 ÷ 42 tons	27 ÷ 50 tons	32 ÷ 63 tons
Weight of breaker when operated	2200 Kg	2500 Kg	3000 Kg	4000 Kg
Steel diameter	145 mm	150 mm	160 mm	180 mm
Pressure adjusted to the excavator	210 bars	210 bars	210 bars	210 bars
Back pressure max	7 bars	8 bars	7 bars	8,5 bars
Energy class per blow	5160 joule	6080 joule	7990 joule	10350 joule
Number of blows per minute	370 ÷ 760 n/min	340 ÷ 820 n/min	300 ÷ 670 n/min	310 ÷ 580 n/min

HP 9000 FS	HP 12000 FS	HP 18000 FS
5	5	5
39 ÷ 80 tons	45 ÷ 120 tons	60 ÷ 140 tons
5000 Kg	7800 Kg	11050 Kg
195 mm	215 mm	250 mm
210 bars	230 bars	230 bars
8 bars	9 bars	11 bars
14120 joule	18930 joule	25000 joule
270 ÷ 540 n/min	240 ÷ 550 n/min	240 ÷ 460 n/min

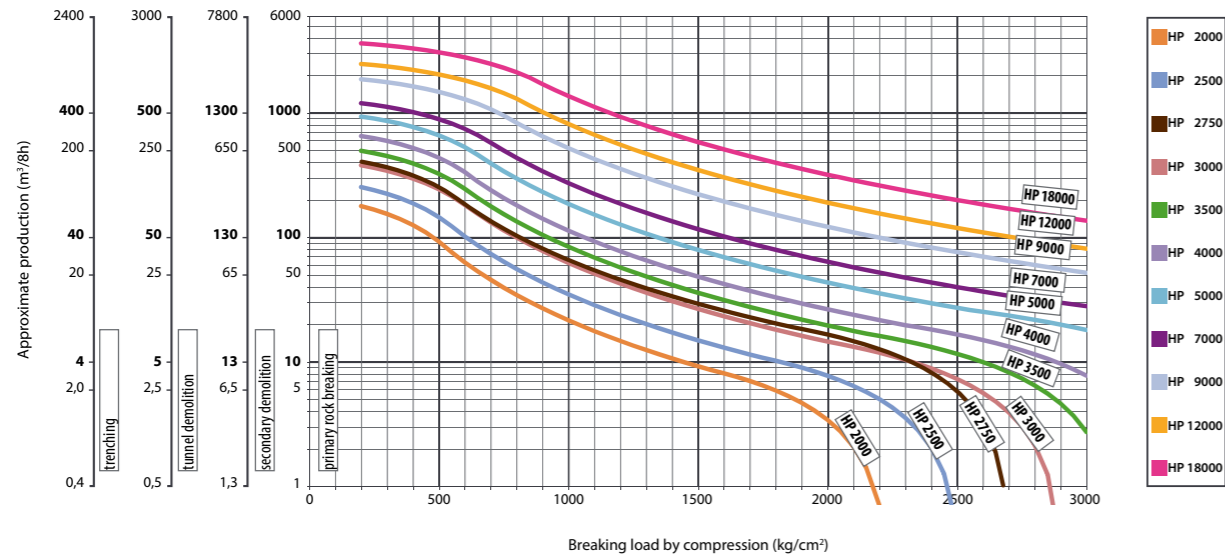
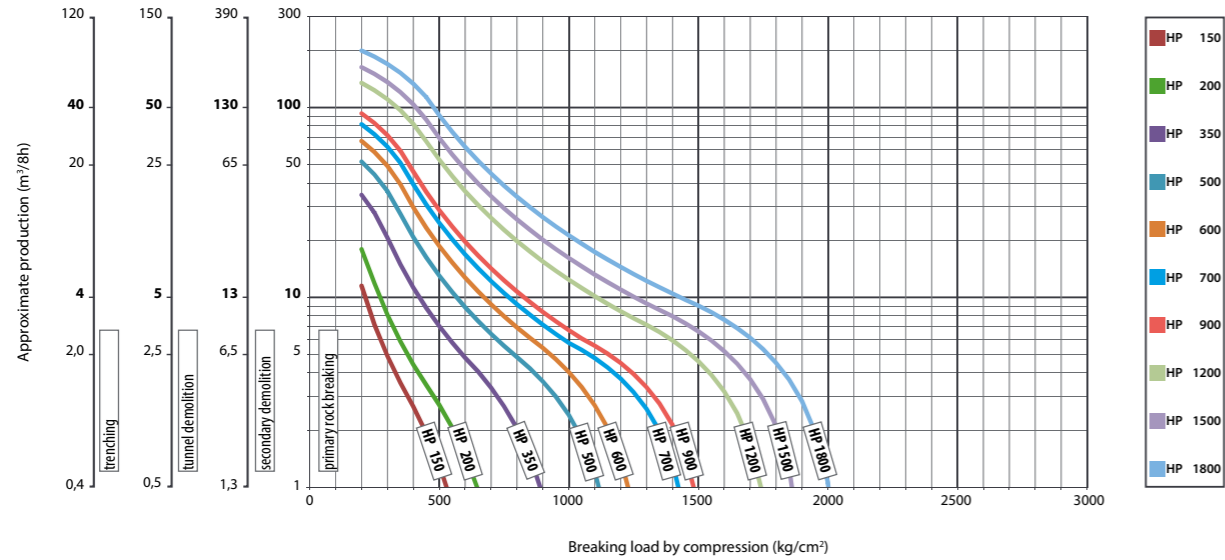
Carrier key



For data on the pressure adjusted to the breaker and on oil flow, please consult the "Parameters for selecting and adjusting the breaker" page.

N.B. All illustrations and numerical data in this catalog are purely indicative and subject to change at our discretion and without notice. We therefore reserve the right to modify them with a view to improving and continuously developing our product.

productivity



N.B. These nominal values are for reference purposes and are not binding

noise levels

Noise levels measured* at various distances

Distance	10 m	15 m	20 m	25 m	30 m
HP model	96	92,5	90	88,1	86,5
HP Whisper model	93	89,5	87	85,1	83,5

Guaranteed noise level* corresponding to EU Directive 2006/42/EC

HP model	126
HP Whisper model	123

*values expressed in dB (A)

parameters for selecting and adjusting the breaker

Model	Compatibility breaker/carrier (ton)*	Oil pressure adjustment (bars)/ oil flow (l/min)**	Model	Compatibility breaker/carrier (ton)*	Oil pressure adjustment (bars)/ oil flow (l/min)**
HP 150	0,7 3 0,8 2,5	105 115 120 125 40 30 20 15	HP 2500	16 28 19 24	115 125 130 140 160 140 130 125
HP 200	1,4 5 2 4	105 115 120 125 45 35 25 25	HP 2750	16 30 20 26	120 130 135 145 160 145 135 130
HP 350	1,7 6,5 2,5 5	105 115 120 125 60 45 35 30	HP 3000	19 32 21 28	125 135 140 150 180 170 160 145
HP 500	3 8 3,5 6,5	105 115 120 125 80 70 60 50	HP 3500	21 38 24 30	130 135 140 160 200 185 175 160
HP 600	3,5 10,5 4 8,5	105 120 125 130 80 70 60 50	HP 4000	23 42 26 33	130 140 145 160 230 215 205 180
HP 700	4 12 5,5 10	105 120 125 130 90 80 70 60	HP 5000	27 50 30 40	130 140 145 160 265 230 220 190
HP 900	5 14 6 12	105 120 125 130 100 90 80 70	HP 7000	32 63 36 52	140 145 150 165 305 285 275 250
HP 1200	6,5 16 8 13	105 120 125 130 105 95 85 70	HP 9000	39 80 46 68	140 150 155 165 355 325 315 290
HP 1500	10 20 12 17	115 120 125 140 125 110 100 80	HP 12000	45 120 58 90	140 160 165 180 420 380 370 325
HP 1800	12 22 14 20	115 120 125 140 130 120 110 85	HP 18000	60 140 75 120	140 160 170 180 520 470 460 420
HP 2000	15 25 18 22	115 125 130 140 150 135 125 110			

*Suggested uses on machines with an overall weight (in tons):

Best Possible (match subject to approval by the Indeco dealer)

**Pressure adjusted to the breaker (bar) relative to oil flow (l/min):

Optimum pressure adjusted to the breaker (in bars) Optimal oil supply (l/min) Possible pressure/oil

accessories

IDA (Indeco Dust Abatement) System

An innovative system that is particularly effective for reducing wear and tear on components, and for extending the working life of the breaker. It is made up of an air compressor and a high-pressure water pump, mounted onto the excavator and driven by two hydraulic motors powered by the excavator.

A set of electrohydraulic valves enable the excavator operator to activate the pump and compressor independently, thus starting up either one or both of the protection devices:

- **Dust Abatement Kit**

A jet of high-pressure water spray, emitted by three nozzles **|1|** connected with the outer casing of the breaker, prevents dust from damaging both the tool and the operator.

- **Dust shield for tunnelling work and underwater applications**


The internal pressurization of the breaker **|2|** prevents dust, water and debris from getting into the breaker through the bushing, as happens during tunnel demolitions and underwater excavations.

Anti-Grease and Anti-Dust System

This system, which is crucial when working in dusty environments and when tunnelling, is made up of two clamps, which are both attached to the tool **|3|** but are located in different positions, prevent dust from getting in and grease from getting out, improving lubrication levels and thus lengthening the working life of the main breaker components.

Indeco Lub System Kit

This system has a dual function - to optimise grease consumption and to make it unnecessary for the operator to stop work to grease the moving parts. The kit includes a pumping unit pack **|4|**, tubing and connections **|5|** to the breaker.



The grease point is centralised and feeds all of the bushings and the moving parts at the tool, inside the breaker and on the retaining axle. To make it easier for rental organisations, this system which is usually placed in the carrier, can also be completely mounted onto the breaker.

Special Indeco Sirio lubricant

It is vital that a specific lubricant be used, to ensure the durability of the main components of the breaker. Indeco's **|6|** Sirio HBS grease, with solid additives is particularly resistant to oxidation, can withstand extreme pressures and temperatures and shows excellent adhesion and water-resistance.

Pins and bushings

|7| Designed to make it easier to mount all Indeco products onto the excavator boom, with or without a mounting bracket.

Mounting brackets

Each Indeco mounting bracket model **|8|** can be used with all Indeco products in the same class.

Folding mounting bracket

A special mounting bracket **|9|** for folding the breaker away directly under the carrier boom.

Connecting hoses

We recommend using original Indeco high- and low-pressure hoses **|10|** to connect various tools to the hydraulic system on the carrier.

the tools

Chisel tool

Suitable for all earthworking or narrow-section excavation jobs on medium to hard stratified rock.




Moil point tool

Suitable for breaking up concrete, or medium-hard non-stratified rock. Secondary demolition: average, hard or extremely hard blocks.



Asphalt cutter

Suitable for cutting asphalt, breaking up flooring, as well as brick or sandstone walls.



Pile driver

Suitable for pilework or press-moulded supports for guardrails, etc.



Pyramidal point

Suitable for demolishing hard reinforced concrete flooring, as well as sedimentary material.



Cobra chisel tool

Suitable for all types of excavation work on medium-hard to hard rock, non-stratified rock or rock which tends to pulverise when being broken up, puddingstones.



Blunt tool

Suitable for breaking up blocks of any hardness, or to reduce the size of rubble.



The full range of Indeco breakers

Breaker	Weight	Breaker	Weight
HP 150	80 Kg	HP 2000	1200 Kg
HP 150 Heavy Duty	98 Kg	HP 2500	1500 Kg
HP 200	160 Kg	HP 2750	1690 Kg
HP 350	230 Kg	HP 3000	1900 Kg
HP 500	320 Kg	HP 3500	2200 Kg
HP 600	390 Kg	HP 4000	2500 Kg
HP 700	440 Kg	HP 5000	3000 Kg
HP 900	550 Kg	HP 7000	4000 Kg
HP 1200	650 Kg	HP 9000	5000 Kg
HP 1500	850 Kg	HP 12000	7800 Kg
HP 1800	1000 Kg	HP 18000	11050 Kg

Indeco Ind. SpA
viale Lindemann, 10 z.i. - 70132 Bari - Italy
tel. +39 080 531 33 70 - fax +39 080 537 79 76



info@indec0.it - www.indec0.it

The contents of this publication may not be reproduced in whole or in part without prior authorization from the Indeco Ind. SpA. All rights reserved.

Trademarks used in this catalog are the property of their respective holders.



Unione Europea



Governo Italiano



REGIONE PUGLIA



PO FESR
PUGLIA
2007 - 2013

PUGLIA EUROPA
Investiamo nel vostro futuro.

Intervention co-financed by the EU under ERDF Puglia 2007/2013, Action 6.3.3. "Support for the international promotion of PMIs in Puglia"